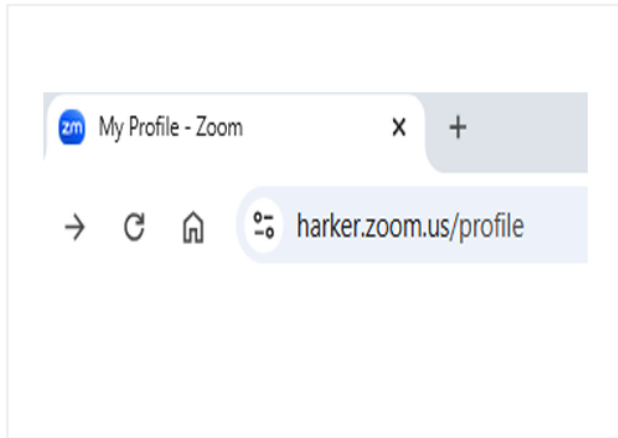
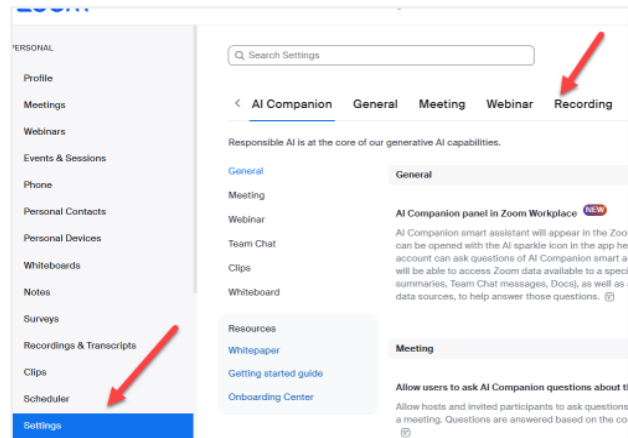


Recording Yourself in Zoom

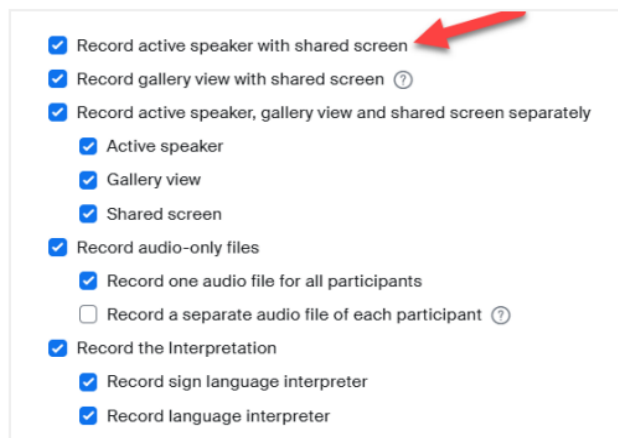
with slides



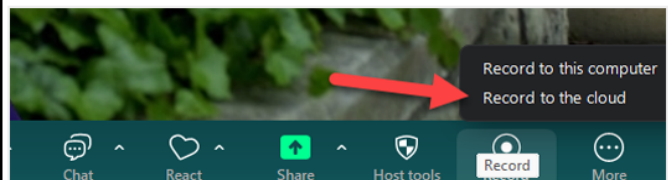
1 Log in to <https://harker.zoom.us/profile/>



2 Click on Settings on left nav, and then Recording along the top nav.



3 Make sure "record active speaker with shared screen" is enabled. (You can enable all the others too - can't hurt!) Close this browser Zoom app & open a Zoom meeting from your desktop.



4 Set to record to the cloud, share screen and record your talk, moving through slides. Zoom will send the recording to you soon; forward the whole email to your recipient (OofC or the person collecting videos).