

Creative Ways Students
Can “Show What They
Know” and Demonstrate
Their Understanding

bit.ly/isacstoshow



Dr. Julene Reed

EdTech Consultant

julener@mac.com

jreed11@lamar.edu



✦ Assessment



✕ Maximizing Student Learning and Engagement through:

- Differentiated Instruction
- Personalized Learning
- Student Agency
- **COVA (Choice, Ownership, Voice, & Authenticity)**



Variety in Assessment (and FEEDBACK)

- Discussions
- Journals and Reflections—Metacognition (written, video, audio, peer, etc.)
- Quizzes/Tests (summative, branching, differentiation, feedback)
- Projects
- Choice to demonstrate understanding:
 - Video
 - Blog
 - PowerPoint or Slides Presentation (with voiceover?)
 - Paper
 - And other tools, but not totally open-ended
- ePortfolios
- Self-Assessments





Whiteboard.fi

WHITEBOARD.fi




WHITEBOARD.fi

Free online whiteboard tool for teachers and classrooms!

Latest release: September 29th 2020

+ NEW CLASS

👤 JOIN CLASS



✖ Whiteboard.fi uses

- ⦿ Formative assessments
- ⦿ Show what you know
- ⦿ “Show Your Work”
- ⦿ Demonstrations
- ⦿ Add digital feedback/or help understanding
- ⦿ Great for math!



2

Padlet

 Julene Reed • 1m

Turkey Day

What is your favorite Thanksgiving food?



✦ Padlet basics

- Collaborative brainstorming
- Show “What You Know”
- Media-rich opportunities—audio recordings, too!
- Metacognition and reflection
- Demonstrate understanding—COVA
- Bell ringers and exit tickets





3

Jamboard



One Tip - ISACS

< Link copied >



Set background

Clear frame




Basic Whiteboard Frame - Take a Moment to Play





**CAT or DOG?
Grab a sticky
note and add
your name.
Then vote for
your favorite!**



✦ Jamboard uses

- ◎ Formative Assessments
- ◎ Show “What you Know”
- ◎ Demonstrations
- ◎ Creating template and then add it to Google Classroom and making a copy for each student
- ◎ Available in Google Meet Enterprise edition now
- ◎ Add digital feedback/or help understanding

✦ Jamboard basics

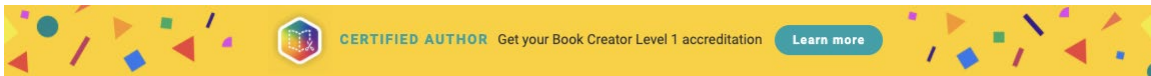
- Basics
- Jam board Help Center
- Jam board Play Template



4

Book Creator





BOOK CREATOR

SIGN IN

FEATURES

PRICING

BLOG

RESOURCES

SUPPORT




Remote Learning with Book Creator

Creativity can happen anywhere. We're here to support you with resources, ideas and encouragement to keep the learning going.

Learn More

Sign up for free



Published online

Download as ebook

Print

My Thank

by Ju



Read to me

Share this book

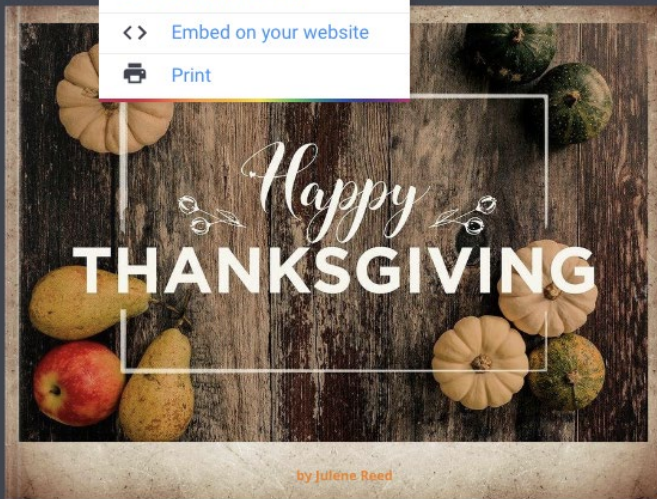
 Share to Classroom

 Share on Facebook

 Share on Twitter

 Embed on your website

 Print





5

Adobe Spark

Sp Make an impression. Upgrade Search over 33,000 Spark templates

Adobe Spark Tutorials

Quick videos to get started, build expertise, and grow your business.

Check them out

Here's a few things you can create


Julene, tell your story with Spark!

View all >

- Instagram story
- Instagram post
- Facebook post
- Photo collage
- Presentation

- Flyer
- Instagram story
- Instagram post
- Facebook post
- Collage
- Web page
- Video
- Branded graphic
- Custom size graphic

View all





6

Google Slides

✕ Google Slides

- ⦿ Relationship building —partners or groups
- ⦿ Student-created to introduce a topic (student agency)
- ⦿ Choose your own ending stories
- ⦿ Show what you know (demonstrate understanding)
- ⦿ Hyper-slides
- ⦿ ePortfolios
- ⦿ eBook and Documents with Graphics




✕ Which Slide?

Put your name in the cell to the right of a number in the table below, then make a note of the number for our next activity.

1	Julene (Trainer)
2	Julene (Trainer)
3	Jen (Example)
4	
5	
6	
7	
8	

✦ Collaborative Slides and Eduprotocols

THIN SLIDES 



Four seconds to make a claim or observation - The goal is to be done in 5 minutes

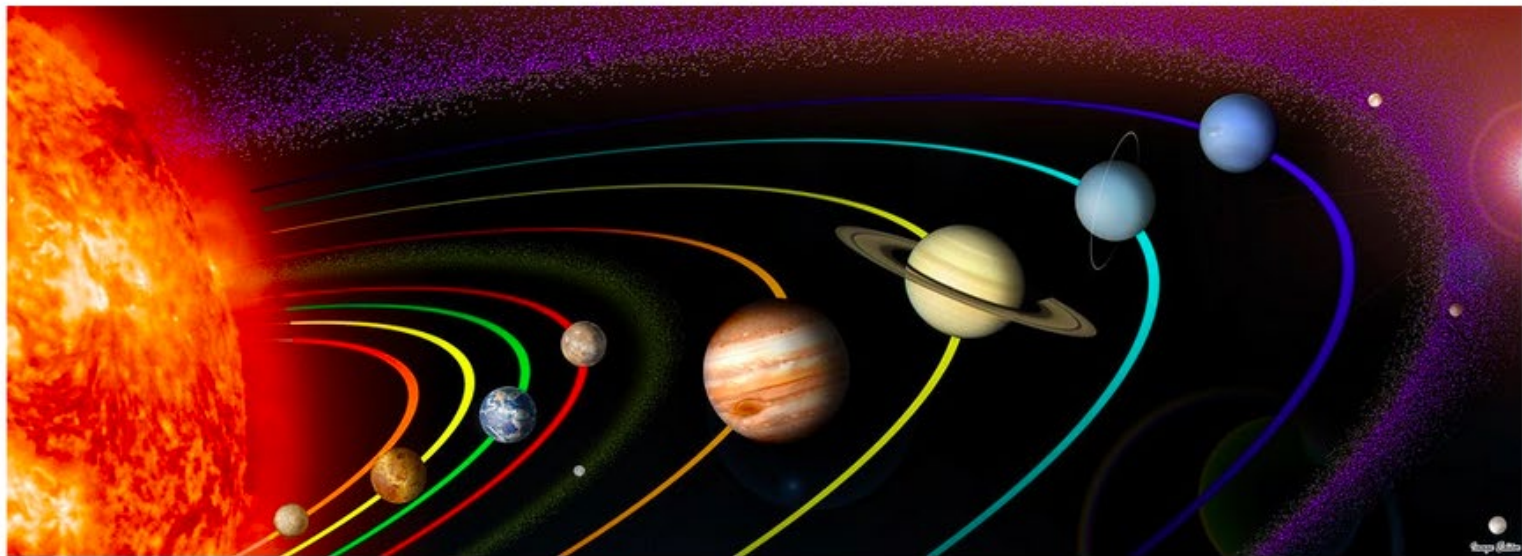
✦ Collaborative Slides and Eduprotocols

Heroes and Role Models



IRON CHEF

Planets in Our Galaxy



[Mercury](#)

[Venus](#)

[Earth](#)

[Saturn](#)

[Mars](#)

[Uranus](#)

[Jupiter](#)

[Neptune](#)

[HOME](#)



7

Flipgrid

Flipgrid

- What?
- Why?
- How?

Student Voice and Formative Assessment with Flipgrid

FLIPGRID.



✕ Flipgrid

- ① Show “What You Know”
- ① Engagement and motivation
- ① Metacognition and reflection
- ① Check for understanding
- ① Formative assessment (with rubrics)
- ① Social-emotional check-Ins
- ① ESL/ELL students and foreign language









- Groups: History Period 1, Math, Art History, Biology, Social Studies, etc.
- Topics: In Environmental Science, it may be the topics in the image on the right. In English Literature, it might be a units of study, such as Shakespeare, poetry, modern literature, etc.

Groups (26)

Groups allow you to organize and share multiple Topics.









The screenshot shows the 'Groups' page in Flipgrid. At the top, there are tabs for 'Topics' and 'Groups'. Below the tabs, the title 'Groups (26)' is displayed, followed by the text 'Groups allow you to organize and share multiple Topics.' To the right of this text is a search bar labeled 'Search Groups' and a 'Create a Group' button. Below this is a table listing the groups.

Name	Responses	Last Updated	Active	Share	Actions
 Snowline JUSD Public · 1 Topic	2	Aug 11, 2020	Active	Share	Actions
 Lexington City Schools Public · 3 Topics	6	Aug 10, 2020	Active	Share	Actions
 test Public · 1 Topic	0	Aug 10, 2020	Active	Share	Actions
 The Calvert School - Assess... Public · 1 Topic	0	Aug 10, 2020	Active	Share	Actions

Topics (55)

Topics are where participants view and record their videos.

The screenshot shows the 'Topics' page in Flipgrid. At the top, there is a menu icon. Below it, the title 'Topics (55)' is displayed, followed by the text 'Topics are where participants view and record their videos.' Below this is a list of topics.

 Solving Equations 0 Responses	 Algebra, Period 4	-	Active	Share	Actions
 Environmental Issues 0 Responses	 Environmental S...	-	Active	Share	Actions
 Is the climate changing? 0 Responses	 Environmental S...	-	Active	Share	Actions
 Parts & Purposes Activity 13 Responses	 Collaboration	May 4, 2020	Active	Share	Actions

www.flipgrid.co

[m](http://m.flipgrid.co)

Flipgrid

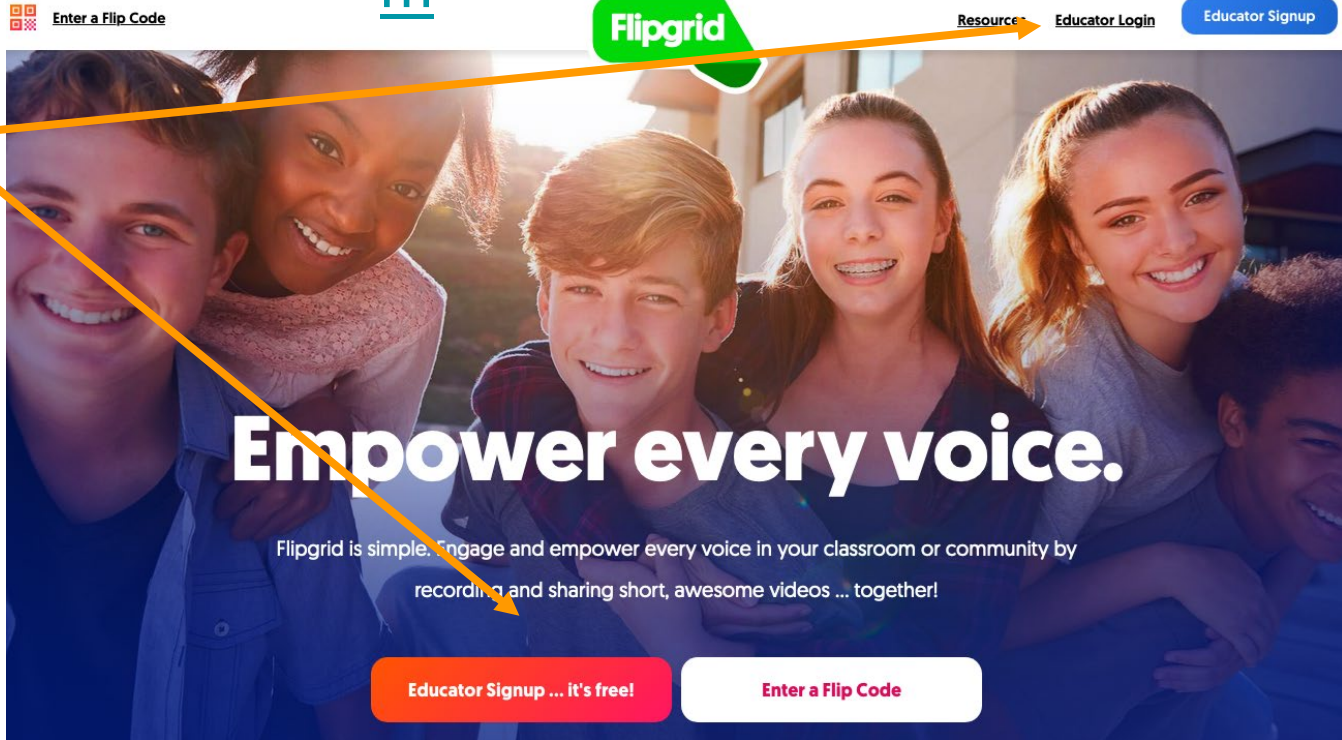
Resources

Educator Login

Educator Signup

Log in
at the
Educator
Login.

Create
a grid
and add
a topic.



Enter a Flip Code

Empower every voice.

Flipgrid is simple. Engage and empower every voice in your classroom or community by recording and sharing short, awesome videos ... together!

Educator Signup ... it's free!

Enter a Flip Code



The Teacher's View and Exploring Educator Options...




1. What is your favorite **digital** tool for maximizing learning and student engagement?
2. How did you use it in your classroom?



Goodbye,
Disco
Library...

Hello,
Discovery!



Discovery


Explore 24730 Topics created by the Flipgrid community to start your discussion.


[View all Topics](#)

My Collections

Save your favorite Topics to a Collection.


[View all](#)






BLACK GOTHAM
AN ODE TO CARLA L. PETERSON

Langston League
Langston League teaches educators how to design culturally responsive...




The Metropolitan Museum of Art
Make The Met your classroom and broaden thinking through art. Spark Im...



Minecraft: Education Edition
Minecraft: Education Edition is an open...


Topic of the Day

[View more](#)



How Do You Show Grit?


What does the term "grit" mean to you? How is it similar to "Growth Mindset"? Record your thoughts on how these two terms are similar and tell how YOU exemplify a growth

 [Scott Tiltm...](#)

[Save](#) [View Topic](#)



Wonder of the Day


[View more](#)



What Were the Intolerable Acts?

What were the Intolerable Acts? 🧑‍🎓 🗣️

 Read the Wonder or  watch the video.

 [Wonderopolis Educat...](#)

[Save](#) [View Topic](#)

Share magic on Flipgrid AR

Create a QR code for every Flipgrid video and view the magic of student voice in augmented reality. Transform family nights, homework, school events, book reviews, science fairs, art galleries, classrooms and your entire school by sticking these codes ... everywhere!



See #FlipgridAR in action
Download the free Flipgrid Student app and scan this QR code in app to see the magic!



Download on the App Store

GET IT ON Google Play

The background is white and filled with various mathematical symbols in cyan and light gray, including plus signs, minus signs, multiplication signs, and circles. A large cyan ring is positioned on the left side of the image.

8

Quizziz

Engage

How can we best engage our students in synchronous learning?





Julene Reed
Plan: Basic

Upgrade to Super

Create

Explore

My library

Reports

Classes

Settings

More

Help

What will you teach today?

Search for quizzes on any topic

Beyond "New Normal"

Using our new updates—no matter where you are.

Get caught up!



★ Educator Professional Development

See more >



12 Qs 3.6k plays

Super Bowl Trivia



11 Qs 2.3k plays

Teaching Strategies



10 Qs 422 plays

Design Qualities



20 Qs 407 plays

Handling Objections - Multiple Projects



10 Qs

Flipped

The background is white with scattered mathematical symbols: small cyan circles, grey circles, cyan plus signs, grey plus signs, cyan crosses, and grey crosses. A large cyan circle on the left contains a pink number 9.

9

Other Ideas and Tools

Show What You Know—Additional Options

- Google Sites
- Podcasts
- Videos and Movies (Powtoons, We Video, Clips, etc.)
- Blogs
- Creative Book Writing
- Publications (brochures, book jackets, etc.)
- Comic Creations (using Comic apps)
- Infographics
- Screen Recordings (e.g., Loom, Screencastify, etc.)

Facing COVID-19? Learn how Formative can help your school

formative

Pricing

Library

Join Code

Login

Sign Up

Power up your in-person or virtual classrooms


Real-time responses. Long-term growth.


Teachers

Students

Schools

#BlackLivesMatter





by Jon Corripo and Marlena Hebern




HOME DISTANCE LEARNING/COVID-19 FREE TEMPLATES SMART START BLOGS & ARTICLES
BOOK STUDY ALIGNMENTS PURCHASE BOOK 1 & 2 JON MARLENA CUSTOM WORKSHOPS
CONTACT US

infinite learning possibilities



NEW all ONLINE version of Smart Start with more EduProtocols than you can use in a 90 minute asynchronous session per day!

Smart Start  **#EduProtocols**
Infinite Learning Possibilities

Smart Start Directions	Day 1	Day 2	Day 3	Day 4
Frayer Direction	Frayer a Friend	Frayer a Sport	Frayer a Band	Class Chella
BookALucia	BookALucia #1	BookALucia #2	BookALucia #3	BookALucia #4
Cyber Sandwich Directions	Cyber Sandwich Emoj	Cyber Sandwich Emoj	Cyber Sandwich Emoj	Cyber Sandwich Recipe Art
Sketch and Tell	Sketch and Tell	Sketch and Tell	Sketch and Tell	Sketch and Tell
Math Rap	Math Rap	Math Rap	Math Rap	Math Rap
Thin Sides	Thin Sides	Thin Sides	Thin Sides	Thin Sides
Random Emoj	Random Emoj	Random Emoj	Random Emoj	Random Emoj
Iron Chef	Iron Chef	Iron Chef	Iron Chef	Iron Chef
Fast and Curious	Fast and Curious	Fast and Curious	Fast and Curious	Fast and Curious
Worst Press Ever	Worst Press Ever	Worst Press Ever	Worst Press Ever	Worst Press Ever
Things That Rock	Things That Rock	Things That Rock	Things That Rock	Things That Rock

www.eduprotocols.com @jcorippe @imhehem @KTriggTT @eduprotocols #eduprotocols

Smart Start



#EduProtocols

Smart Start Directions	Day 1	Day 2	Day 3	Day 4
Prayer Direction	Prayer a Friend	Prayer a Sport	Prayer a Band	Class
BookaKucha	BookaKucha #1	BookaKucha #2	BookaKucha #3	BookaKucha #4
Cyber Sandwich Directions	Cyber Sandwich Irogs	Cyber Sandwich doughnuts	Cyber Sandwich elephants	Cyber Sandwich
Sketch and Tell	Sketch and Tell	Sketch and Tell	Sketch and Tell	Sketch and Tell
Math Rep	Math Reps	Math Reps	Math Reps	Math Reps
Thin Slides	Thin Slides	Thin Slides	Thin Slides	Thin Slides
Random Emoji	Random Emoji	Random Emoji	Random Emoji	Random Emoji
Iron Chef	Iron Chef	Iron Chef	Iron Chef	Iron Chef
Fast and Curious	Fast and Curious	Fast and Curious	Fast and Curious	Fast and Curious
Worst Press Ever	Worst Press Ever	Worst Press Ever	Worst Press Ever	Worst Press Ever
Things That Rock	Things That Rock	Things That Rock	Things That Rock	Things That Rock

www.eduprotocols.com @jcorippo @mhebern @KVoge71 @eduprotocols #Eduprotocols

Virtual Smart Start Days 1-4.

Done! Check that off your list!

[Virtual Classroom Smart Start Click HERE!](#)

Smart Start/ EduProtocol	Day 1 No technology	Day 2	Day 3	Day 4	Day 5
Prayer EduProtocol	Prayer a Friend	Prayer-A-Friend's Food	Prayer-A-Friend's Band or Artist	Prayer-A-Friend's Athlete or Sports Team	
Culture Building	Best Name Game Ever Things that Rock	Marshmallow Challenge (found in book 1)	Cat and Dog (found in book 1)	Paper Airplane Challenge (found in book 1)	
Emoji Paragraph EduProtocol	Emoji Power Paragraph (found in book 2)	Emoji Power Paragraph	10 Shared Values Brainstorm	10 Shared Values continued	
Cyber Sandwich EduProtocol	Local content	Local content	Cyber Sandwich	Cyber Sandwich	Cyber Sandwich
Math Reps EduProtocol	Local content	Local content	Local content	Math Rep Activity	Math Rep Activity
Iron Chef EduProtocol	Worst Press Ever (Intro)	Worst Press Ever (Build & present)	Iron Chef	Iron Chef Fun	Iron Chef
Booka Kucha EduProtocol	Class Read Aloud	Class Read Aloud	Class Read Aloud	Class Read Aloud	Class BookaKucha (Template)
Fast and Curious EduProtocol	Local content	Local content	Fast and Curious Get to know teacher	Fast and Curious Get to know teacher	Fast and Curious Get to know teacher

Smart Start Your School Year!

We've created a sample first week of a Smart Start schedule for you! All activities may be found in Book One, The EduProtocol Field Guide. We have linked in a few extra gems just for you!



EduProtocol Free Templates

Our featured EduProtocol templates consist of some of our favorites for use in any classroom, any grade. This is a sampling of the EduProtocols that teachers will learn in Jon and Marlena's one day professional learning. Cyber Sandwich contains detailed directions. For detailed directions on the others, please see our field guides.

To open the templates, click on the image.


All templates are available on Google Slides.

Some are as Microsoft templates as noted below.

Tic-Tac-Toe Example

by Kasey Bell

Click the image for full view. →



Tic-Tac-Toe Choice Menu: Novel Study (grades 6-12)

Directions:

Start with **number 5** and then make two other choices to make your tic-tac-toe.

****Teachers: >>> [CLICK HERE](#) to Make a Copy and save to your Drive.**

<p>1 Create a fictional interview video with the protagonist, antagonist, or author where you play the character/author and dress the part. Write a complete script in Google Docs and submit with the video.</p>	<p>2 Create four character trading cards using the digital tool of your choice. Remember to include the character's name, an image, and at least five characteristics for each character.</p>	<p>3 Write a diary from the point of view of one of the story's main characters that they would have written before, during, or after the book's events. Remember that the character's thoughts and feelings are very important in a diary.</p>
<p>4 Create an interactive digital timeline of events from your book. Include important dates, character introductions, conflicts and resolution, images to represent each event, and links to additional information, videos, etc.</p>	<p>5 Write a one-paragraph summary of your novel, and share on a slide in our collaborative slide deck [insert your own link]. Add an image of the book cover and links to your other two projects.</p> <p>★</p>	<p>6 If this novel had a soundtrack, what would it be? Create a YouTube playlist with at least 10 songs that would make a great soundtrack. Explain each of your choices in a Google Doc and where they fit in the story arc.</p>
<p>7 Create a comic strip retelling the story in your own words. Be sure to include all of the important characters, exciting events, conflicts, and resolution.</p>	<p>8 Create a video book trailer using the digital tool of your choice. Remember to include music to set the tone, and tell a brief story about the central conflict and characters without revealing too much! Tease the audience!</p>	<p>9 Create a new book jacket for the novel. Use the digital tool of your choice or the artistic medium of your choice (draw, paint, etc.). Remember to include a summary about the author and an eye-catching cover image.</p>



Created by Kasey Bell
www.ShakeUpLearning.com



Tic-Tac-Toe Choice Menu: Novel Study (grades 6-12)

Directions:

Start with **number 5** and then make two other choices to make your tic-tac-toe.


(**Teachers: >>> [CLICK HERE](#) to Make a Copy and save to your Drive.)

<p>1 Create a fictional interview video with the protagonist, antagonist, or author where you play the character/author and dress the part. Write a complete script in Google Docs and submit with the video.</p>	<p>2 Create four character trading cards using the digital tool of your choice. Remember to include the character's name, an image, and at least five characteristics for each character.</p>	<p>3 Write a diary from the point of view of one of the story's main characters that they would have written before, during, or after the book's events. Remember that the character's thoughts and feelings are very important in a diary.</p>
<p>4 Create an interactive digital timeline of events from your book. Include important dates, character introductions, conflicts and resolution, images to represent each event, and links to additional information, videos, etc.</p>	<p>5 Write a one-paragraph summary of your novel, and share on a slide in our collaborative slide deck [insert your own link]. Add an image of the book cover and links to your other two projects.</p> 	<p>6 If this novel had a soundtrack, what would it be? Create a YouTube playlist with at least 10 songs that would make a great soundtrack. Explain each of your choices in a Google Doc and where they fit in the story arc.</p>
<p>7 Create a comic strip retelling the story in your own words. Be sure to include all of the important characters, exciting events, conflicts, and resolution.</p>	<p>8 Create a video book trailer using the digital tool of your choice. Remember to include music to set the tone, and tell a brief story about the central conflict and characters without revealing too much! Tease the audience!</p>	<p>9 Create a new book jacket for the novel. Use the digital tool of your choice or the artistic medium of your choice (draw, paint, etc.). Remember to include a summary about the author and an eye-catching cover image.</p>



Tic-Tac-Toe Choice Board

Directions: Start with number 5 and then make two other choices to make your tic-tac-toe.

1. <u>Directions</u>	2. <u>Directions</u>	3. <u>Directions</u>
4. <u>Directions</u>	5.  <u>Directions</u>	6. <u>Directions</u>
7. <u>Directions</u>	8. <u>Directions</u>	9. <u>Directions</u>

Created by Kasey Bell



www.ShakeUpLearning.com

Questions?






Dr. Julene Reed

EdTech Consultant

julener@mac.com

jreed11@lamar.edu





Creative Ways Students
Can “Show What They
Know” and Demonstrate
Their Understanding

bit.ly/isacstoshow